



Hiller Productions

W7038 Farmers Grove Road * Monticello, WI 53570 * (608) 527-3662

“Mrs. Snowjoy”

by Di Hiller



"Mrs. Snowjoy"

by Di Hiller

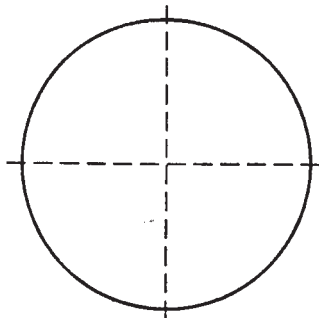
WOOD: Cut body, 2 mits and birds from 3/4" wood.
Cut two 5/16" dowels about 2" long. Drill holes in arms and mits.
Use 2 1/2" Ball-Knob Feet.

PALETTE: *DecoArt Americana Acrylics*

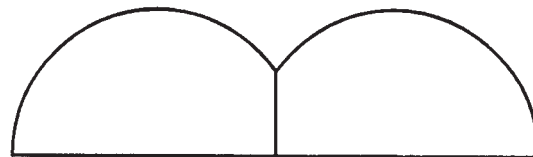
Antique Gold	Dark Pine	Moon Yellow
Antique White	Eggshell	Napa Red
Black Plum	Green Mist	Naphthol Red
Coral Rose	Honey Brown	Sand
Country Blue	Lamp Black	Sapphire
Dark Chocolate	Light Cinnamon	White Wash

BALL-KNOB FEET:

With the flat side of the ball on the table of your saw, cut the ball into quarters (see Illus. #1). Glue the small flat sides of two pieces together (see Illus. #2). Then, sand the flat surfaces. Glue to project.



Illus. #1 -- Top View



Illus. #2 -- Front View

Mrs. SnowJoy

PAINTING DIRECTIONS:

1. Basecoat:

Face	White Wash
Eyes	Lamp Black
Nose	Pumpkin
Cheeks	Coral Rose
Hat	Honey Brown
Inside Hat	Dark Chocolate
Star	Moon Yellow
Scarf	Green Mist
Patch on Scarf	Sand
Jacket	Napa Red
Jacket Buttons	Antique Gold
Front Patch	Country Blue
Back Patch	Green Mist
Cuffs	Moon Yellow
Cuff Buttons	Dark Pine
Dress	Sand
Top Patch	White Wash
Bottom Patch	Naphthol Red
Leggings	Lamp Black
Boots	Honey Brown
Buttons on Boots	Napa Red
Right Mit	Dark Plum
Left Mit	Country Blue
Birds	Naphthol Red
Beak & Eyes	Lamp Black

2. Float Shade:

Face	Eggshell
Hat	Light Cinnamon
Scarf	Dark Pine
Jacket	Black Plum
Cuffs	Antique Gold
Dress	Antique White
Leggings	Sand
Boots	Dark Chocolate
Left Mit	Sapphire

3. Details:

Dress -- Trees are Dark Pine. The tree trunks are Light Cinnamon. Tri-dots are Naphthol Red.

Cuffs -- The hearts are Napa Red.
The dots are White Wash.

Cheeks -- Stripe with naphthol Red

Star -- Dot with White Wash.

Eyes -- Highlight with a stroke of Sapphire and a dot of White Wash.

Scarf -- Cross-hatch with White Wash.
Dot where the lines cross.

Scarf Patch -- Stripe with Black Plum

Front Jacket Patch -- Stripe with White Wash.


Back Jacket Patch -- Stripe with Naphthol Red and Country Blue

Top Dress Patch -- Stripe with Country Blue and dot with Napa Red.

Bottom Dress Patch -- dot with White Wash.

Right Mit -- Stripe with Coral Rose & White Wash.

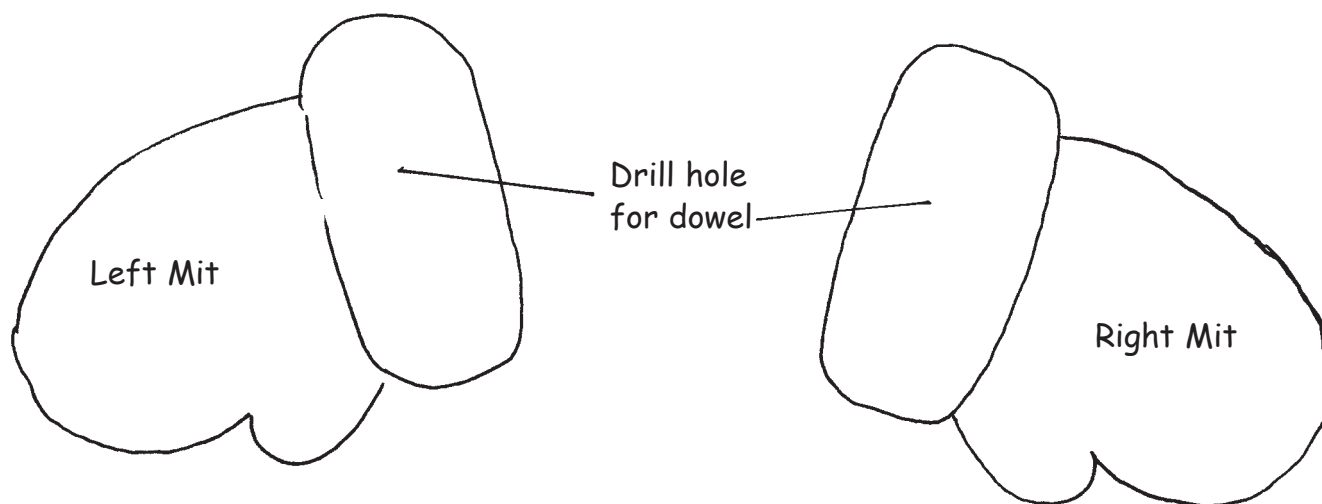
Left Mit -- Float rib lines on cuffs with Sapphire.
Line and dot design with White Wash.




4. Linework was done with a black permanent ink pen.

5. **Assembly** -- Glue dowels into arms and mits.
Glue on birds.
Glue Ball-Knob feet in place.

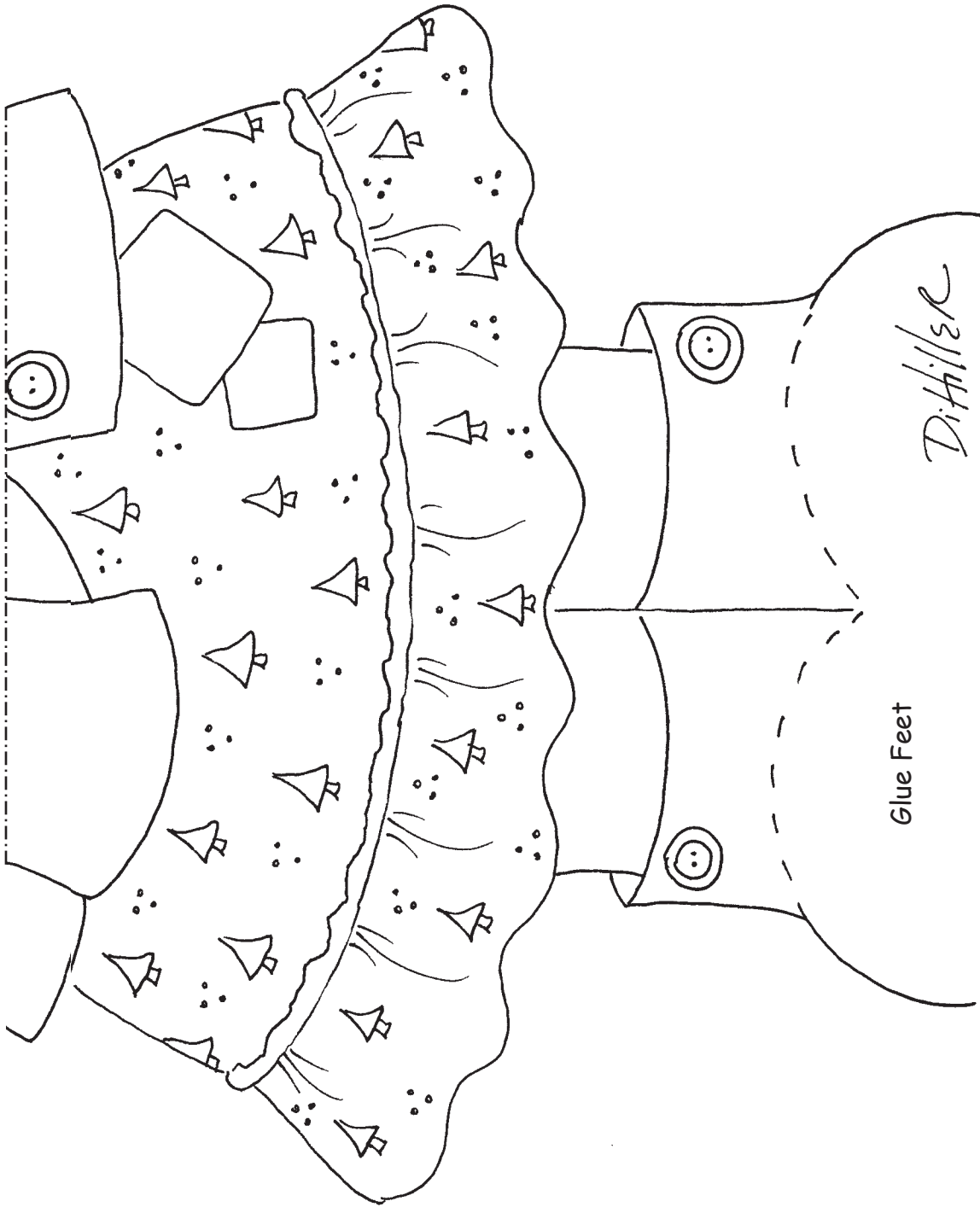
6. Varnish.



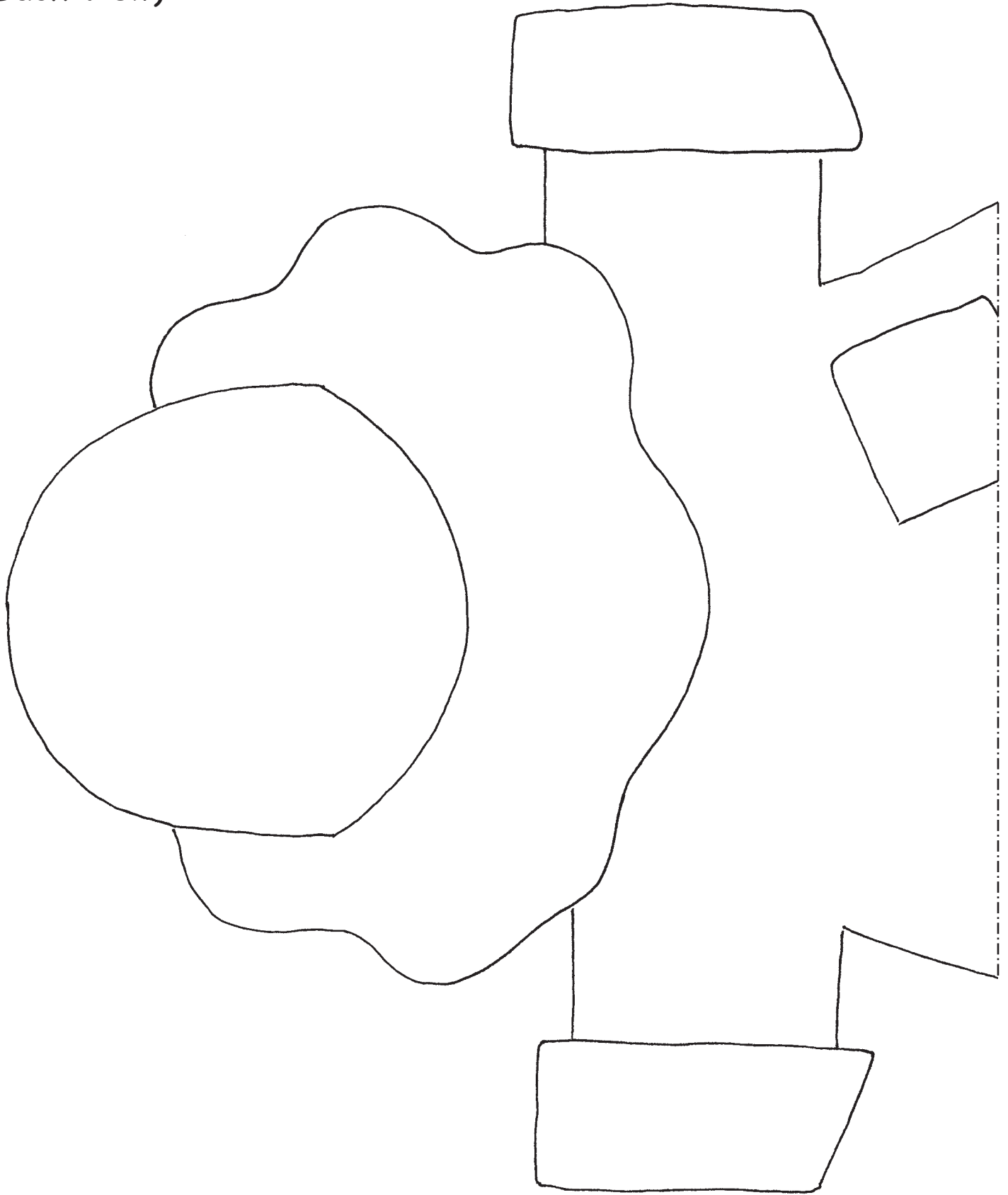
Mrs. SnowJoy
(Front View)



Mrs. SnowJoy
(Front View)



Mrs. SnowJoy
(Back View)



Mrs. SnowJoy
(Back View)

