

Winter Joy

by Karen Strubel

The Artist's Club



Winter Joy

By Karen Strubel

Palette:

DecoArt Americana Acrylics

Antique Rose #13156

Burnt Orange #13016

Deep Midnight Blue #13166

Green Tea #13282

Lamp (Ebony) Black #13067

Pistachio Mint #13247

Snow (Titanium) White #13001

Spiced Pumpkin #13546

Williamsburg Blue #13040

Americana Decor Chalky Finish Paint

New Life #15393

Blue Haven #13553

Coral Shell #13551

French Grey Blue #13098

Hauser Medium Green #13132

Light Mocha #13241

Rookwood Red #13097

Spice Pink #13030

Wedgewood Blue #13038

Surface:

Wooden Stand w/Panel- #62854

Misc. Supplies:

Super Film #70071

White Graphite Paper #70139

Americana Decor Crème Wax, Golden Brown #72003

Americana Décor Light Satin Varnish #72012

Snowflake Background Stencil #70815

Brushes:

Papillon Brushes by the Artist's Club

7 pc. Starter Set- # 20188

4 pc. Stipple Set- # 20172

Preparation:

Base stand with Americana Décor Chalky Finish Paint, NEW LIFE. Once dry use a soft cloth or lint free paper towel to rub on the Americana Décor Crème Wax Golden Brown.

Basecoat the panel with WILLIAMSBURG BLUE. Let dry. Sand lightly with Super Film; transfer the main pattern lines and basecoat as follows:

Snowman body and top of mitten with LIGHT MOCHA
Hat, mouth and eyes with LAMP BLACK

Nose with SPICE PUMPKIN

Blue band on mitten, scarf and heart with WEDGEWOOD BLUE

Pink band on mitten, scarf, ribbon on hat and heart with SPICED PINK

Green band on mitten, scarf and heart with GREEN



TEA

Painting Instructions:

Shading:

Body with FRENCH GREY BLUE

Blue band on mitten, scarf and heart and around the whole banner and inside the square section at the bottom of the banner with DEEP MIDNIGHT BLUE.

Pink band on mitten, scarf, ribbon on hat and heart with ROOKWOOD RED

Green band on mitten, scarf and heart with HAUSER MEDIUM GREEN

Nose with BURNT ORANGE

Dry Brushing:

Dry brush body, mitten, hat, scarf and hearts with SNOW WHITE

Cheeks with ROOKWOOD RED

Highlight:

Blue band on mitten, scarf and heart with BLUE HAVEN

Pink band on mitten, scarf, ribbon on hat and heart with SPICE PINK

Green band on mitten, scarf and heart with PISTACHIO MINT

Left side of mitten with SNOW WHITE

Details:

Add dots to eyes and cheeks and all accent lines with SNOW WHITE

Lettering in hearts "JOY" with SNOW WHITE

Line "Winter" and stencil all snowflakes with SNOW WHITE

Dry brush at the bottom of the banner with SNOW WHITE

Stipple the fur on the mittens and the snow with SNOW WHITE

Add the little fur trim at the bottom of the scarf with MIDNIGHT BLUE and add dots with SNOW WHITE..

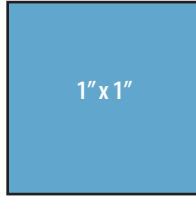
Splatter the panel using your favorite method using SNOW WHITE

Finishing:

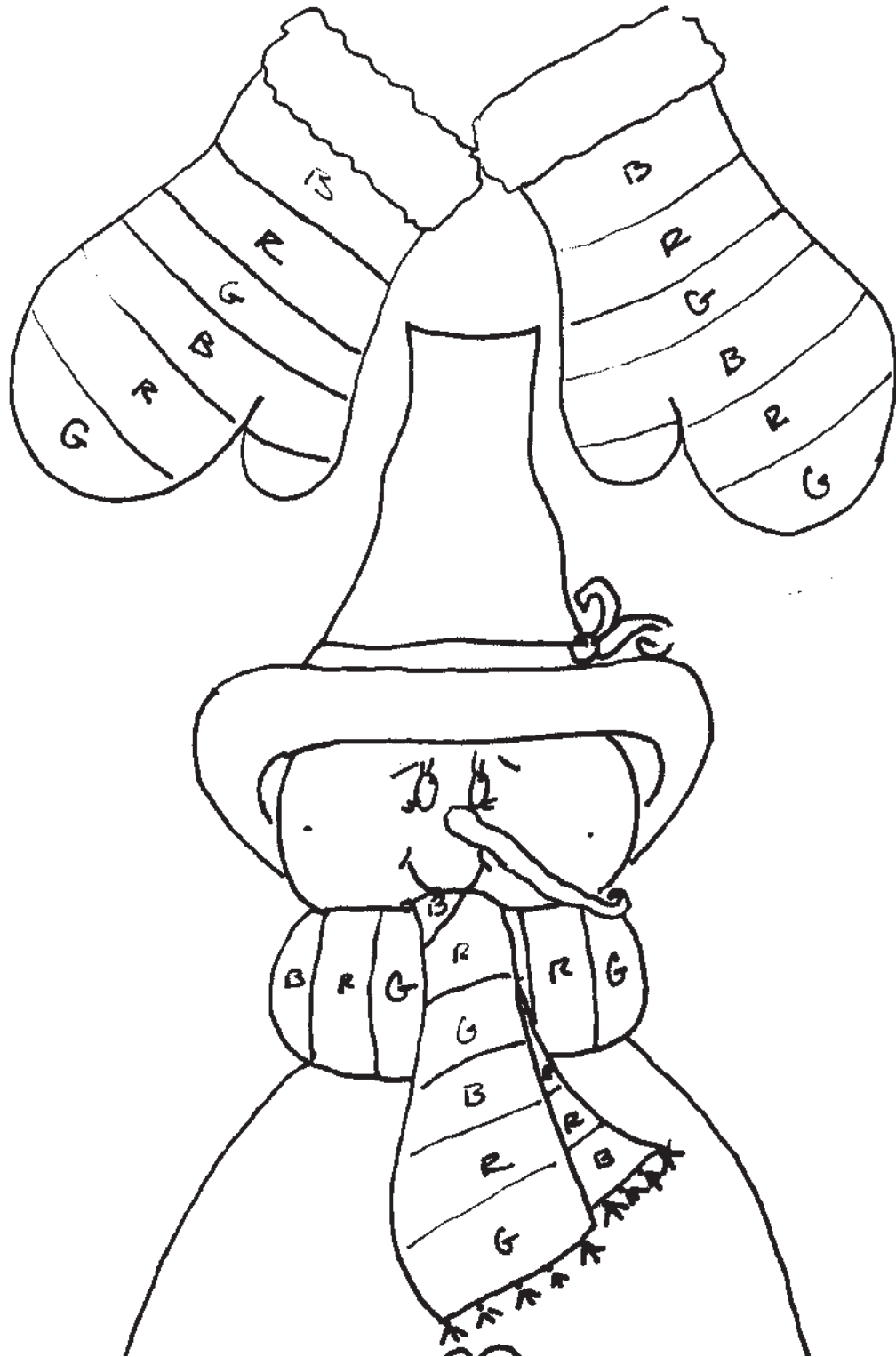
Finish with Americana Décor Light Satin Varnish.



Pattern at 100%

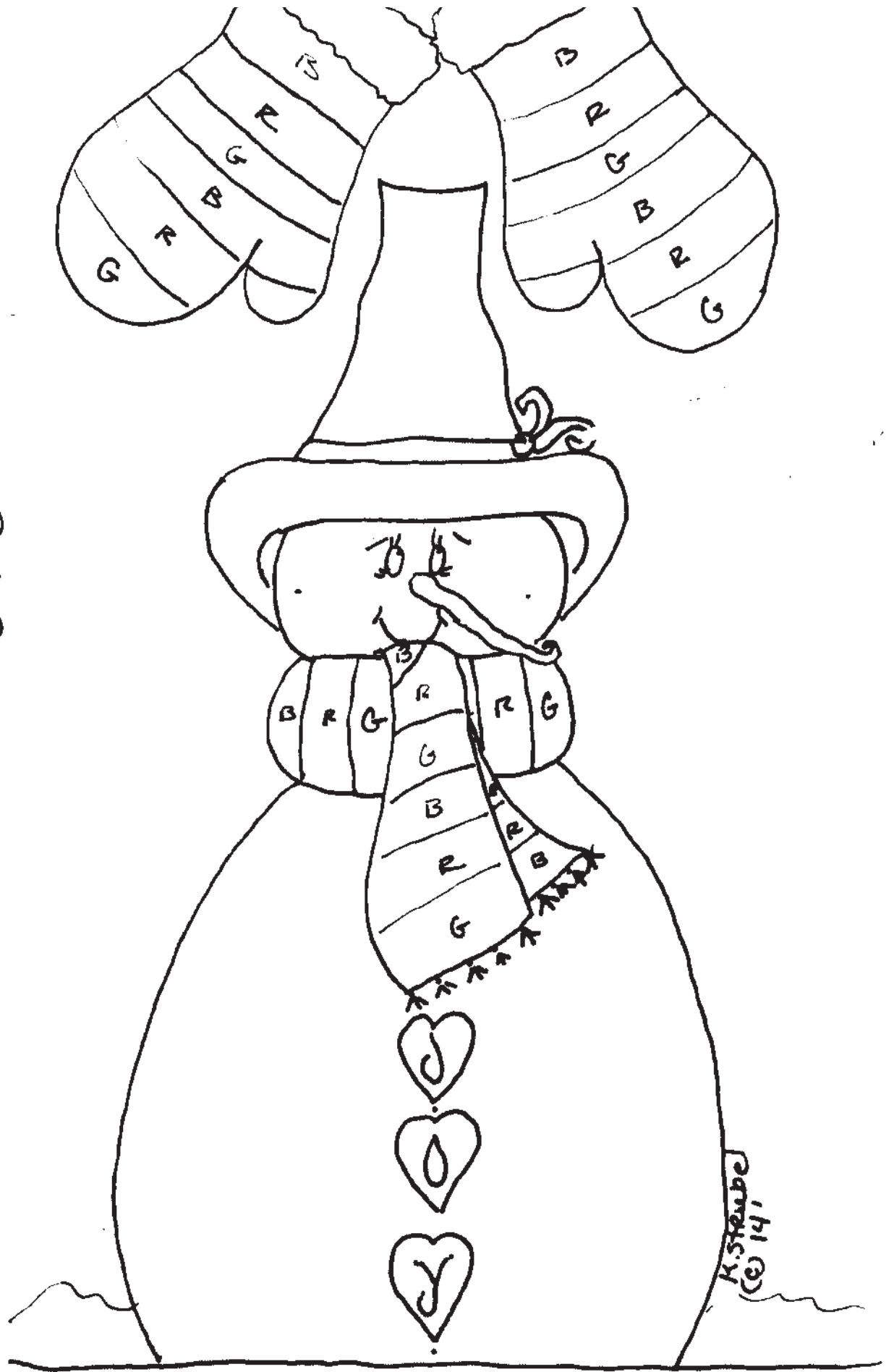


To ensure your pattern is at 100%, this box should measure 1" x 1" when printed.



Winter

Winter







B. SERIBET
14/10

Winter



Copyright 2015 by Karen Strubel and Crafts Americana Group, Inc.
All Rights Reserved. #331899

No.



© Artist's Club ®. All rights reserved. For private, non-commercial use only. Please see our web site for terms of use.